

TECHNOLOGY FOR THE WELDER'S WORLD.



**Powerful, sturdy
and flexible.
ABIMIG® W T.**

BASIC & COMBI



www.binzel-abicor.com

MIG/MAG Welding Torches "ABIMIG® W T"

Liquid cooled • rating 350 A up to 600 A

Welding torches in the ABIMIG® W T series convince through higher load limits than traditional torches of the same size, because the cooling concept that was redesigned by ABICOR BINZEL protects wearing parts even better against overheating with high power consumption as well.

A spatter protector integrated in the gas nozzles makes them particularly resistant and can be replaced separately where required. In addition, the torch necks and the gas nozzle are nickel-plated, in order to reduce spatter adhesions to a minimum.

Thanks to the rotatable and exchangeable torch necks in various lengths and geometries welders can adjust the ABIMIG® W T torch exactly to their needs.

- Long-life screw-in gas nozzles with integrated, exchangeable spatter protection
- A single basic torch for three capacities - reduces storage and maintenance costs
- Quick change, freely positionable torch necks - increase working comfort and reduce servicing costs
- Torch necks available in many different lengths and bending angles - for best accessibility
- Extended and short triggers available - for best handling
- Tried-and-tested ergonomic grip - easy to hold in all positions



ABIMIG® W T 340

Technical data (EN 60 974-7):

Rating: 400 A CO₂
350 A Mixed Gases
350 A Pulse
M21 (DIN EN 439)

Duty cycle: 100%

Wire size: 0.8-1.2 mm

ABIMIG® W T 440

Technical data (EN 60 974-7):

Rating: 500 A CO₂
450 A Mixed Gases
350 A Pulse
M21 (DIN EN 439)

Duty cycle: 100%

Wire size: 0.8-1.6 mm

ABIMIG® W T 540

Technical data (EN 60 974-7):

Rating: 600 A CO₂
550 A Mixed Gases
400 A Pulse
M21 (DIN EN 439)

Duty cycle: 100%

Wire size: 1.0-1.6 mm

Note for liquid cooled torches:

To protect cable assembly components from excessive heat build up we recommend a post welding cooling cycle of at least four minutes.

Torch "BASIC" cpl. Type	Handle	Part-No.			Swan neck	
		3 m	4 m	5 m	Type	Part-No.
ABIMIG® W T 340	Type "ABIMIG® T short trigger"	788.0041.1	788.0042.1	788.0043.1	50°	788.0020.1
ABIMIG® W T 340	Type "ABIMIG® T long trigger"	788.0116.1	788.0117.1	788.0118.1	50°	788.0020.1
ABIMIG® W T 440	Type "ABIMIG® T short trigger"	788.0044.1	788.0045.1	788.0046.1	50°	788.0005.1
ABIMIG® W T 440	Type "ABIMIG® T long trigger"	788.0119.1	788.0120.1	788.0121.1	50°	788.0005.1
ABIMIG® W T 540	Type "ABIMIG® T short trigger"	788.0047.1	788.0048.1	788.0049.1	50°	788.0026.1
ABIMIG® W T 540	Type "ABIMIG® T long trigger"	788.0122.1	788.0123.1	788.0124.1	50°	788.0026.1

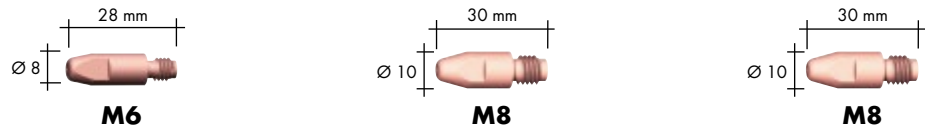
ABIMIG® W T 340, ABIMIG® W T 440, ABIMIG® W T 540

Wear parts




Gas nozzle incl. spatter protection² (5 pcs.)

	Ø A		Ø A		Ø A	
Cylindrical	Ø 17	145.0740.5	Ø 18	145.0745.5	Ø 20	145.0742.5
Conical	Ø 12.5	145.0737.5 ¹	Ø 14.5	145.D092.5 ¹	Ø 16	145.0735.5 ¹
Conical	Ø 10	145.0739.5	Ø 12	145.0746.5	Ø 14	145.0741.5



Contact tip (10 pcs.)

		M6	M8	M8
E-Cu	Ø 0.8	140.0051	140.0114	-
	Ø 1.0	140.0242	140.0313	140.0313
	Ø 1.2	140.0379	140.0442	140.0442
	Ø 1.6	-	140.0587	140.0587
E-Cu for Al	Ø 0.8	141.0001	141.0033	-
	Ø 1.0	141.0006	141.0008	141.0008
	Ø 1.2	141.0010	141.0015	141.0015
	Ø 1.6	-	141.0022	141.0022
CuCrZr	Ø 0.8	140.0054	140.0117	-
	Ø 1.0	140.0245 ¹	140.0316	140.0316
	Ø 1.2	140.0382	140.0445 ¹	140.0445 ¹
	Ø 1.6	-	140.0590	140.0590



Contact tip holder (5 pcs.)

	X	X	X			
Brass	24.0	142.0241.5	26.0	142.0252.5	25.0	142.0239.5
	26.0	142.0242.5 ¹	28.0	142.0253.5 ¹	27.0	142.0240.5 ¹
	-	-	31.0	142.0243.5	-	-
CuCrZr	-	-	-	-	25.0	142.0247.5
	-	-	-	-	27.0	142.0248.5



Torch neck spiral

Spiral	Ø 0.8-1.2	123.D097 ¹	123.D097 ¹	123.D097 ¹
	Ø 1.4-1.6	-	123.D098	123.D098
BPL liner	Ø 0.8-1.2	149.0418.1	149.0418.1	149.0418.1
	Ø 1.4-1.6	149.0420.1	149.0420.1	149.0420.1

Liner	for 3 m			for 4 m			for 5 m		
	Spiral	Ø 0.8	124.0137	124.0138	124.0138	124.0139	124.0139	124.0139	124.0139
PTFE liner	Ø 1.0	124.0111 ¹	124.0112 ¹	124.0112 ¹	124.0113 ¹	124.0113 ¹	124.0113 ¹	124.0113 ¹	
	Ø 1.2	124.0111 ¹	124.0112 ¹	124.0112 ¹	124.0113 ¹	124.0113 ¹	124.0113 ¹	124.0113 ¹	
	Ø 1.6	124.0114	124.0115	124.0115	124.0116	124.0116	124.0116	124.0116	
	Ø 0.8	126.0005	126.0008	126.0008	126.0011	126.0011	126.0011	126.0011	
BPL liner	Ø 1.0	126.0021	126.0026	126.0026	126.0028	126.0028	126.0028	126.0028	
	Ø 1.2	126.0021	126.0026	126.0026	126.0028	126.0028	126.0028	126.0028	
	Ø 1.6	126.0039	126.0042	126.0042	126.0045	126.0045	126.0045	126.0045	
	Ø 0.8	126.0069	126.0070	126.0070	126.0071	126.0071	126.0071	126.0071	
BPL liner	Ø 1.0	126.0069	126.0070	126.0070	126.0071	126.0071	126.0071	126.0071	
	Ø 1.2	126.0069	126.0070	126.0070	126.0071	126.0071	126.0071	126.0071	
	Ø 1.6	126.0072	126.0073	126.0073	126.0074	126.0074	126.0074	126.0074	

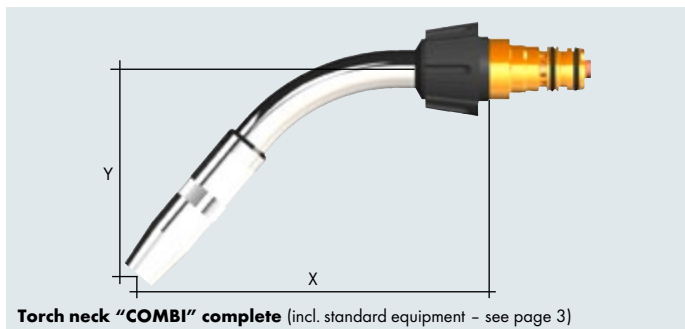
¹ Included in the standard equipment for complete torches.

² The integrated spatter protection is already contained in the above-mentioned gas nozzles and can be ordered separately on request.

MIG/MAG Welding Torches "ABIMIG® W T"

Liquid cooled • rating 350 A up to 600 A

The "COMBI" modular system offers the possibility to adapt various pre-defined necks with the base torch.



Torch neck "COMBI" complete (incl. standard equipment - see page 3)



Base torch (without torch neck, with standard cable assembly WZ-2 incl. liner)

Base torch "COMBI"

Handle	3 m	4 m	5 m
Type "ABIMIG® T trigger short"	788.0035.1	788.0036.1	788.0037.1
Type "ABIMIG® T trigger long"	788.0110.1	788.0111.1	788.0112.1

Torch neck "COMBI" complete

Type	Geometry	X	Y	Part-No.
ABIMIG® W T 340K	50°	125 mm	75 mm	788.0056.1
ABIMIG® W T 340 (BASIC)	50°	140 mm	85 mm	788.0019.1
ABIMIG® W T 440K	50°	125 mm	80 mm	788.0058.1
ABIMIG® W T 440 (BASIC)	50°	145 mm	85 mm	788.0004.1
ABIMIG® W T 440L	60°	165 mm	105 mm	788.0073.1
ABIMIG® W T 440L	50°	185 mm	85 mm	788.0067.1
ABIMIG® W T 440XL	50°	350 mm	85 mm	788.0075.1
ABIMIG® W T 540K	50°	140 mm	85 mm	788.0081.1
ABIMIG® W T 540 (BASIC)	50°	150 mm	90 mm	788.0025.1
ABIMIG® W T 540L	60°	190 mm	105 mm	788.0089.1
ABIMIG® W T 540L	50°	200 mm	90 mm	788.0087.1
ABIMIG® W T 540XL	50°	360 mm	90 mm	788.0095.1
ABIMIG® W T 540XXL	50°	495 mm	90 mm	788.0101.1



Alexander Binzel Schweisstechnik GmbH & Co. KG
 P.O. Box 10 01 53 · D-35331 Giessen
 Phone: +49 (0) 64 08 / 59-0
 Fax: +49 (0) 64 08 / 59-191
 Email: info@binzel-abicor.com

www.binzel-abicor.com